


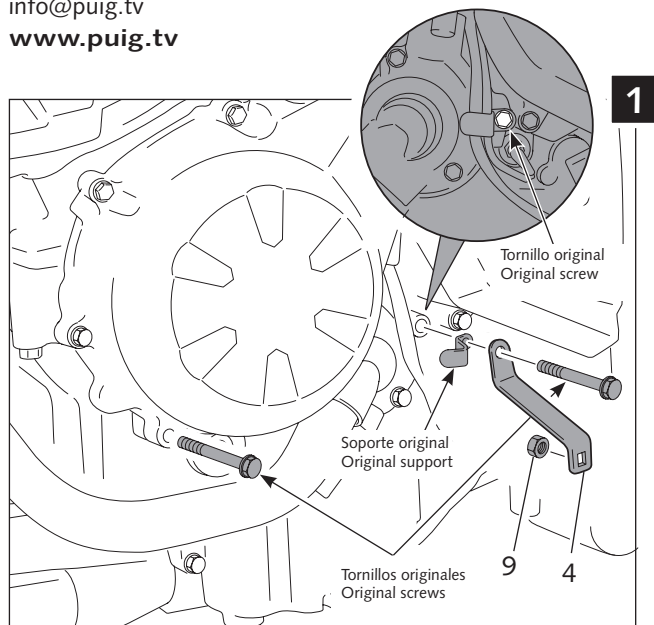
MOTOPLASTIC, S.A.

Molí de la sal, 1 - 08400 Granollers (Barcelona) SPAIN

Tel. 34 93 849 06 33 - Fax 34 93 849 09 88

info@puig.tv

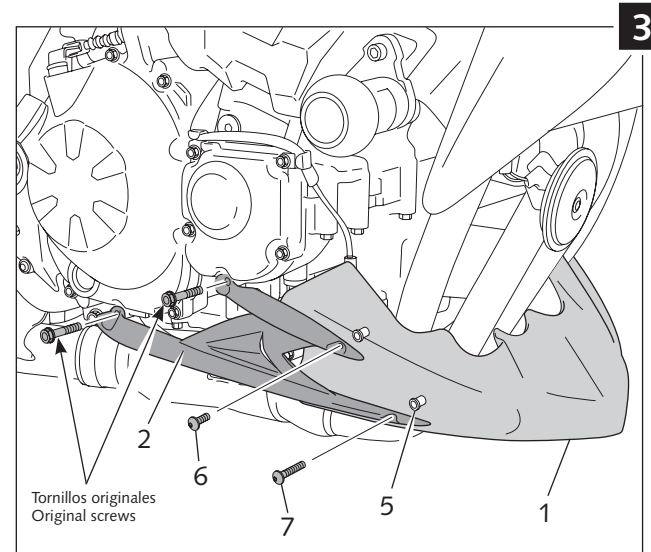
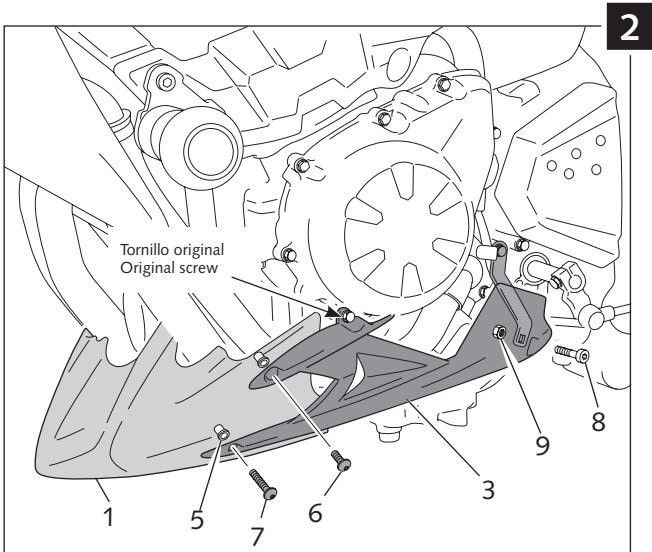
www.puig.tv













INSTRUCCIONES DE MONTAJE - MOUNTING INSTRUCTIONS


QUILLA ADAPTABLE A - ENGINE SPOILER ADAPTABLE TO KAWA Z750 '07- '12/R '11-12'

Ref.: 4525N
(color negro/black colour)
Ref.: 4525C
(color carbono/carbon look)



ID.	DESCRIPCIÓN	DESCRIPTION	QTY.
1	 Quilla	Engine spoiler	1
2	 Soporte derecho aluminio	Right aluminium support	1
3	 Soporte izquierdo aluminio	Left aluminium support	1
4	 Soporte izquierdo INOX	Left metal support INOX	1
5	 Silemblock M5 (se suministra montado en la pieza nº1)	M5 well nut (supplied already mounted on the piece nº1)	4
6	 Tornillo Allen M5x16 ISO 7380	M5x16 ISO 7380 allen screw	2
7	 Tornillo Allen M5x25 ISO 7380	M5x25 ISO 7380 allen screw	2
8	 Tornillo Allen M6x15 DIN 1001	M6x15 DIN 1001 allen screw	1
9	 Tuerca M6 grafilada	Special M6 nut	1
10	 Conjunto adhesivos (ver anexo)	Stickers set (annexe)	1

QUILLA ADAPTABLE A - ENGINE SPOILER ADAPTABLE TO
KAWA Z750 '07-'12/R '11-'12'




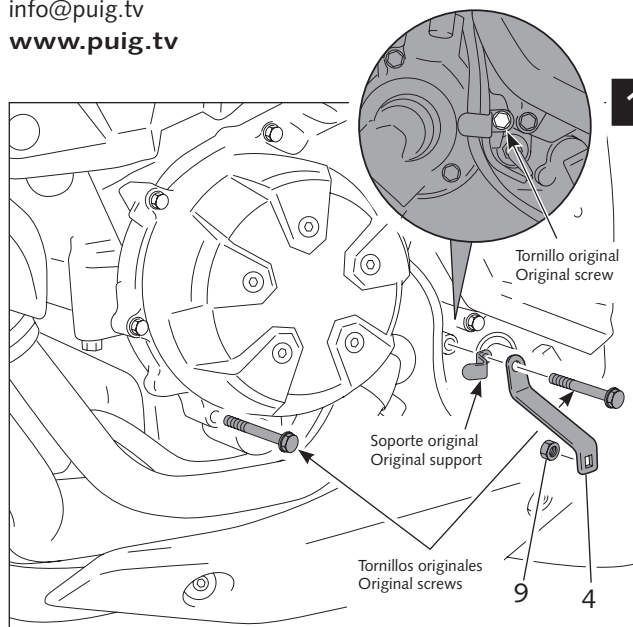
MOTOPLASTIC, S.A.

Molí de la sal, 1 - 08400 Granollers (Barcelona) SPAIN

Tel. 34 93 849 06 33 - Fax 34 93 849 09 88

info@puig.tv

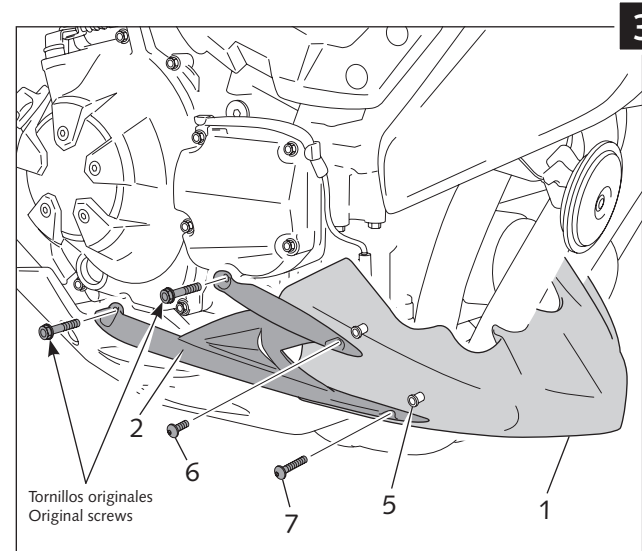
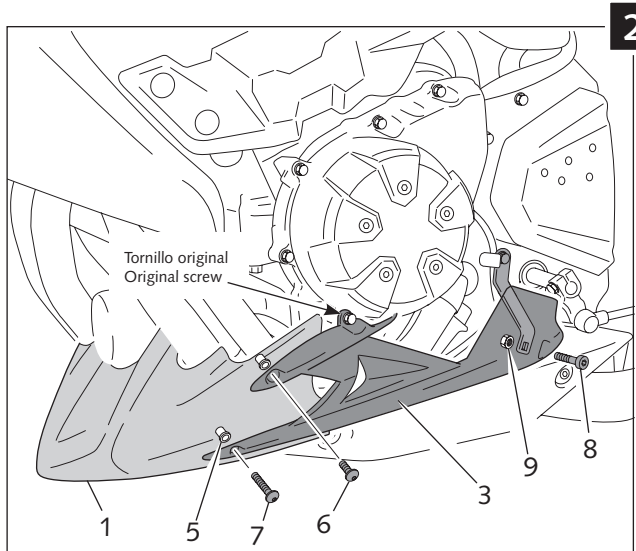
www.puig.tv













INSTRUCCIONES DE MONTAJE - MOUNTING INSTRUCTIONS

QUILLA ADAPTABLE A - ENGINE SPOILER ADAPTABLE TO KAWASAKI Z1000 '07 - '09

Ref.: 4525N
(color negro/black colour)
Ref.: 4525C
(color carbono/carbon look)



ID.	DESCRIPCIÓN	DESCRIPTION	QTY.
1	 Quilla	Engine spoiler	1
2	 Soporte derecho aluminio	Right aluminium support	1
3	 Soporte izquierdo aluminio	Left aluminium support	1
4	 Soporte izquierdo INOX	Left metal support INOX	1
5	 Silemblock M5 (se suministra montado en la pieza nº1)	M5 well nut (supplied already mounted on the piece nº1)	4
6	 Tornillo Allen M5x16 ISO 7380	M5x16 ISO 7380 allen screw	2
7	 Tornillo Allen M5x25 ISO 7380	M5x25 ISO 7380 allen screw	2
8	 Tornillo Allen M6x15 DIN 1001	M6x15 DIN 1001 allen screw	1
9	 Tuerca M6 grafilada	Special M6 nut	1
10	 Conjunto adhesivos (ver anexo)	Stickers set (annexe)	1

QUILLA ADAPTABLE A - ENGINE SPOILER ADAPTABLE TO
KAWASAKI Z1000 '07 - '09

